



The Future of Travel

**Using AI to Plan Your Next
International Trip**



Looking to elevate your travel planning with cutting-edge technology? Embrace the power of Artificial Intelligence (AI) for an enhanced vacation experience abroad.

AI not only streamlines the search for the best flight and hotel deals but also assists in selecting the best activities and attractions for you and your travel companions.

In this guide, we delve into the world of AI-driven travel planning. You will discover how to leverage AI to select the perfect destinations. From there, we provide step-by-step guidance on how to utilize advanced AI travel tools to craft a personalized travel itinerary tailored to your preferences and interests.

Start Here

Most AI vacation-planning tools require at least a general idea of where you are looking to travel. Using optimized travel-browsing sites can help you explore possible destinations to add to your list.

Some factors to consider include:

- The type of travel you're planning (e.g., business, leisure, family)
- Your budget
- Your interests
- Your potential destinations
- Your travel style

Expert Tip: Browse First!

[Google Travel](https://www.google.com/travel/) is excellent for this part of the planning process. Google Trips is a travel planning tool that helps you organize your trips and find travel information from a variety of sources in one place. You can access Google Trips by going to <https://www.google.com/travel/> or by searching for something like “hotels in Tokyo” or “Vancouver” in the Google search engine.

Google Travel not only lets you explore potential destinations and accommodations, but it can store your trip research, reservations, and itineraries all in one place as you gather them. So, while it may not be an AI travel tool, per se, it is an efficient and effective way to generate ideas and organize the results of your AI-based travel planning.

The screenshot shows the Google Travel interface. At the top, the Google logo is visible. Below it, the search parameters are set to "Round trip" for 1 person in "Economy" class. The origin is "Philadelphia" and the destination is "Tuscany". The travel dates are set to "1-week trip in the next 6 months". Below the search bar, there are filters for "All filters", "Stops", "Travel mode", and "Interests". The search results are displayed as a list of three options: Florence, Siena, and Pisa. Each result includes a thumbnail image, the destination name, travel dates, flight details (stops and duration), and prices for flights and hotels.

Destination	Dates	Flight Details	Flight Price	Hotel Price
Florence	Dec 7 - 13	2 stops - 14 hr 45 min	\$525	\$146
Siena	Nov 25 - Dec 2	Nonstop - 8 hr 11 min > 3h	\$513	\$90
Pisa	Jan 14 - 20, 2024	1 stop - 10 hr 35 min	\$516	\$68

Choosing the Right AI Travel Tools


There are a number of AI travel tools available, so it's essential to choose one that's right for you. There are two main categories of AI-based travel apps: those with direct booking capabilities and those without. Travel platforms like [Kayak](#), [Booking.com](#), and [Trip.com](#) now have their own on-site and in-app AI bots that can help you use natural language to search for and book your international travel through their respective marketplaces.

Others, like [Roam Around](#), [Welcome](#), and [Routeperfect](#) are not directly tied to travel-booking sites. However, these types of AI travel helpers almost always have affiliate links to various popular travel sites where you can purchase tickets and make reservations for the suggestions on your custom itinerary.

Much like your travel plans, it's up to you which route to take. If you have a travel site you already prefer to use, start by exploring if it offers AI-based recommendations. If you aren't a fan of any one particular online travel site, try out the more independent options.

Once you've considered these factors, you're ready to let AI become your virtual travel agent.

Here are a couple of popular AI travel tools to consider:



TripGenie

TripGenie is an AI-powered tool included in the [Trip.com app](#). TripGenie's chatbot allows users to enter any travel-related questions and receive instant suggestions for pre-trip decisions and in-trip arrangements. This includes flights, hotels, transportation, and tours. The integration with Trip.com allows users to book reservations and purchase tickets directly through the app.

How to Use TripGen to plan a trip, step-by-step:

STEP 01

Download the TripGenie app:

The first step is to download the [Trip.com app](#), which is available on the Trip.com website as well as in popular smartphone app stores.

STEP 02

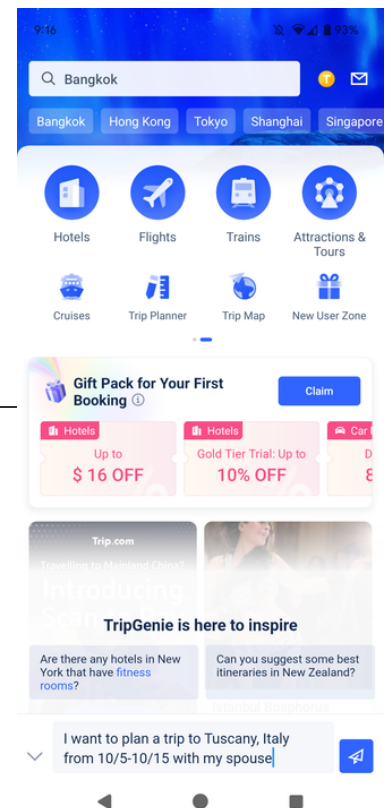
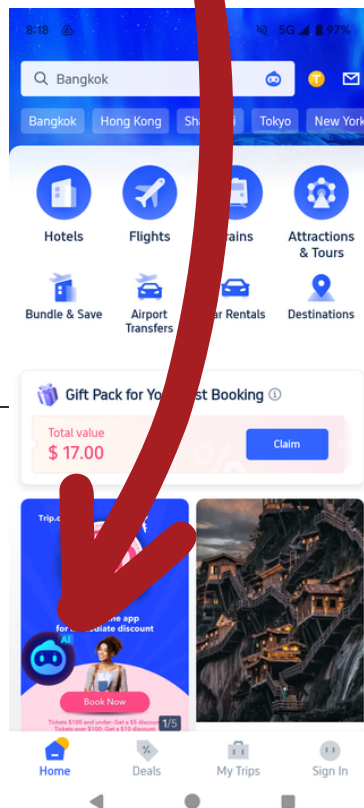
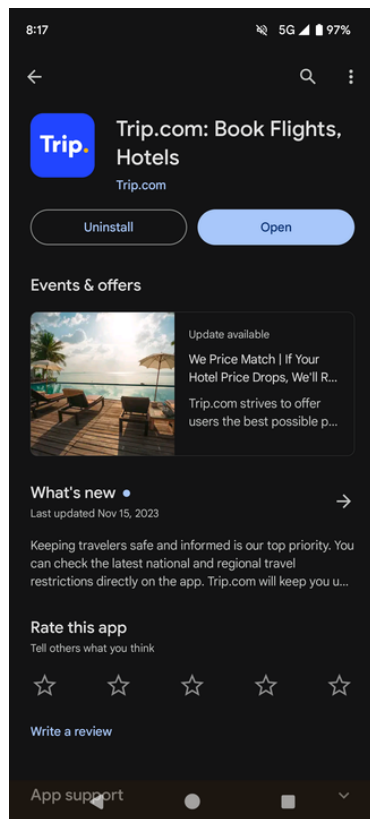
Open the app and start a chat:

Once you've downloaded the app, open it and start a chat with the TripGenie chatbot. Look for the small robot head in a circle icon floating somewhere along the bottom edge of the app.

STEP 03

Ask travel-related questions:

You can ask the chatbot any travel-related questions you have, such as "Where should I go?" or "What should I do?". However, the more specific your questions, the better your results will be.



STEP 04

Receive instant suggestions:

The chatbot may ask you clarifying questions about flights, hotels, transportation, and tours.

From there, the TripGenie App will then create itineraries and surface relevant links to help you plan your trip.

STEP 05

Ask follow-up questions:

In your first try, some suggestions will likely be more vague than actionable.

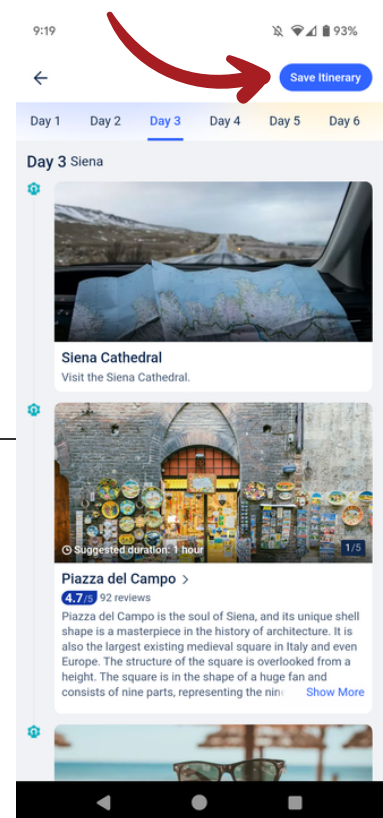
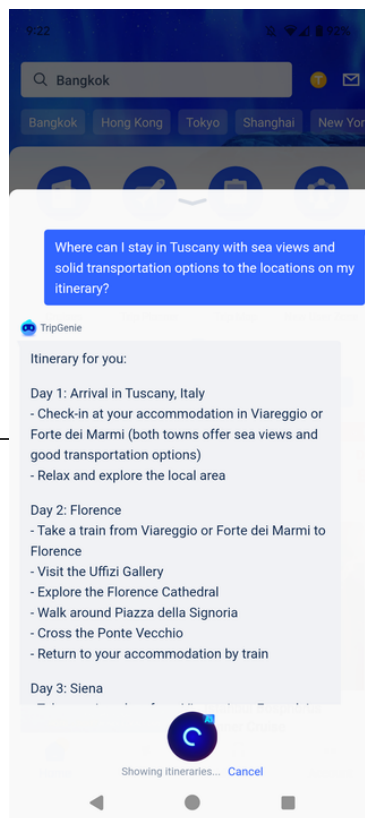
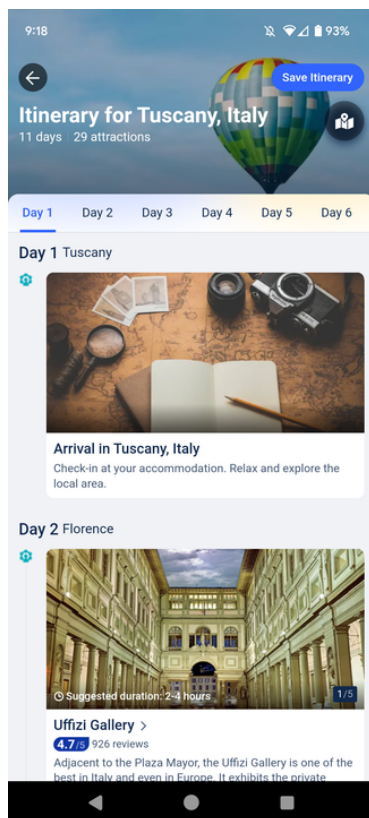
Ask clarifying questions (you can type or use voice recognition) to get more useful specifics and flesh out your itinerary ideas.

STEP 06

Make your travel plans:

Selecting any of the places on your itinerary will take you to a page where you can read more and book your visit.

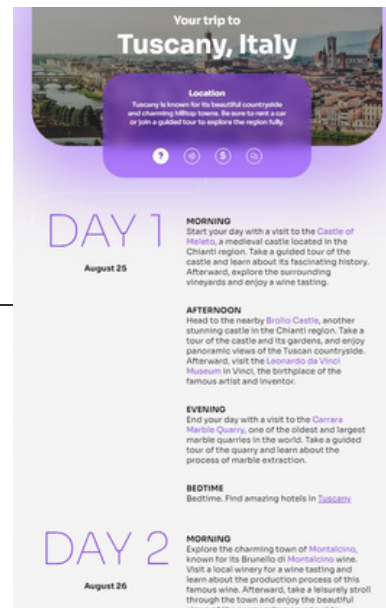
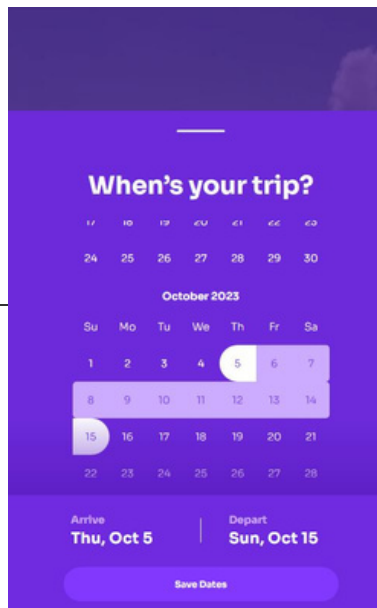
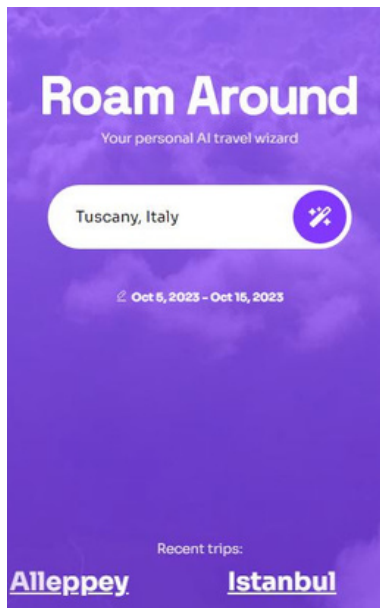
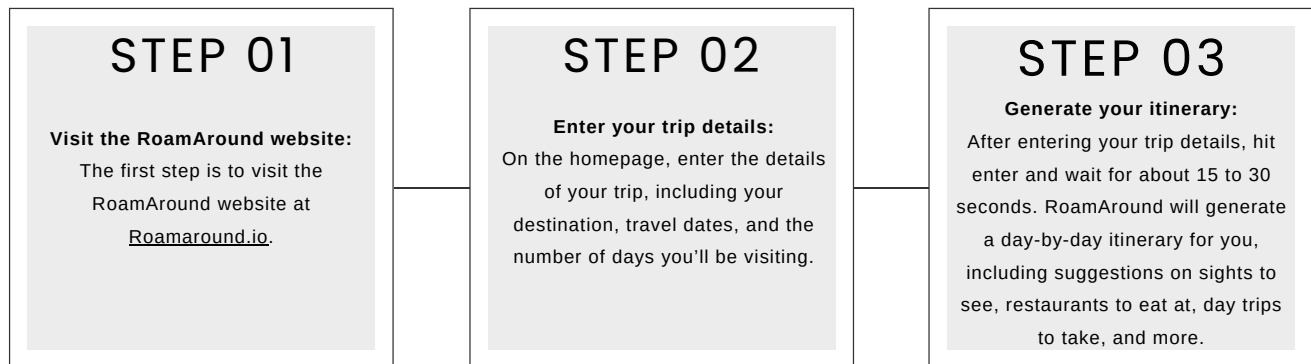
Be sure to hit the "Save itinerary" button so you can access it later!



Roam Around

Roam Around is a website and mobile app based on ChatGPT AI technology that helps US travelers plan and book their international trips. The app provides users with access to a wide range of travel resources, including flight search, hotel booking, and currency exchange. Roam Around also offers a variety of features to help users save money on their travels, such as price alerts and exclusive discounts from an assortment of third-party travel websites.

How to Use Roam Around to plan a trip, step-by-step:



Roam Around

STEP 04

Customize your itinerary:

Review the suggested itinerary and make any necessary changes or additions.

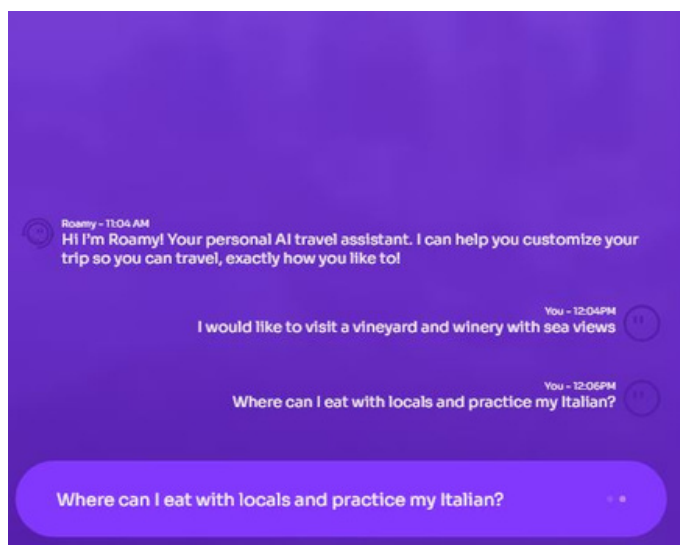
There is a field where you can add special requests and ask for general or specific customizations to the AI-generated itinerary.

NOTE

Roam Around's suggestions are based on information available on the internet, so it's always a good idea to double-check for errors or off-base suggestions before finalizing your plans.

STEP 05

Book your travel: While Roam Around is not affiliated with a particular travel website, it does link to sites that can provide bookings for the suggested lodging, activities, and transportation in your custom itinerary.



DAY 2

August 26

MORNING

Explore the charming town of [Montalcino](#), known for its Brunello di [Montalcino](#) wine. Visit a local winery for a wine tasting and learn about the production process of this famous wine. Afterward, take a leisurely stroll through the town and enjoy the beautiful views of the surrounding countryside.

AFTERNOON

Visit the [Basilica of Santa Maria Assunta](#) in San Gimignano, a medieval town known for its well-preserved towers. Explore the basilica and admire its stunning frescoes. Afterward, visit [Pozzo della Cava](#), an underground well that dates back to the 13th century.

EVENING

Spend the evening exploring the historic center of San Gimignano, with its narrow streets and charming shops. Enjoy dinner at a local restaurant like Trattoria Chiribiri or Ristorante Le Vecchie Mura, where you can interact with locals and practice your Italian.

BEDTIME



AI can offer powerful help for planning your next international vacation. By using AI travel tools, you can find the best deals on flights and hotels, choose the right activities and attractions, and create a personalized itinerary. So what are you waiting for? Start planning your next vacation abroad today!

Safe Travels

U.S. Passport Service Guide

<https://www.us-passport-service-guide.com/>

